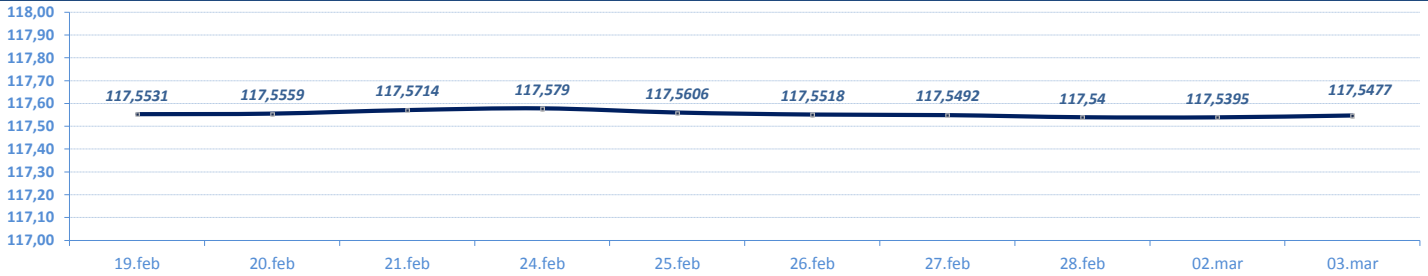


VESTI / NEWS

- ▶ **SREDNJI KURS EUR/RSD**: Dinar bez značajnije promene, srednji kurs **117,5477**. Obim međubankarske trgovine evrom na dan 3. mart do 12:30h iznosio je 12,1 milion evra.
- ▶ **BOGRADSKA BERZA**: Indeksi zabeležili pad vrednosti, BELEX15 niži za 0,51 odsto, BELEXline za 0,29 odsto. Promet manji u odnosu na prethodni dan, na regulisanom tržištu najviše trgovano akcijama NIS-a, Galenika Fitofarmacije, Aerodroma Nikola Tesla, Impol Sevala i Alfa plama.
- ▶ **RZS**: Realni rast bruto domaćeg proizvoda (BDP) u četvrtom kvartalu 2019.godine u odnosu na isti period prošle godine iznosio je **6,2 odsto**.

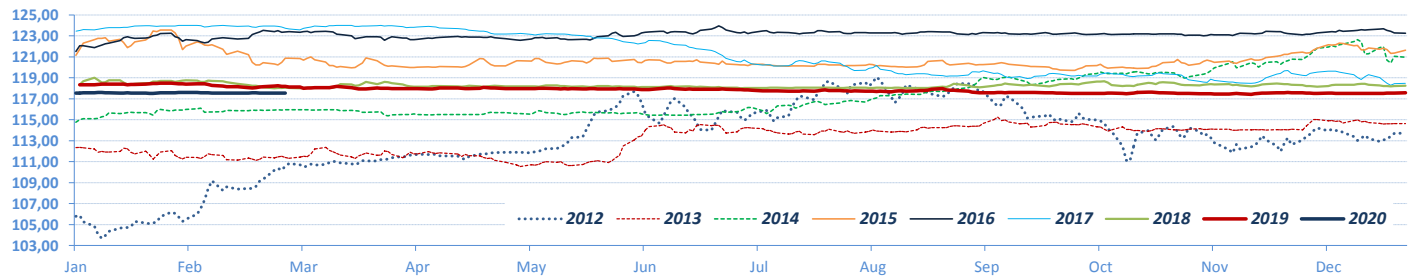
DEVIZNO TRŽIŠTE / FX MARKET

EUR / RSD (Srednji kurs / Official Middle Rate) ▶ 10 dana / 10 days

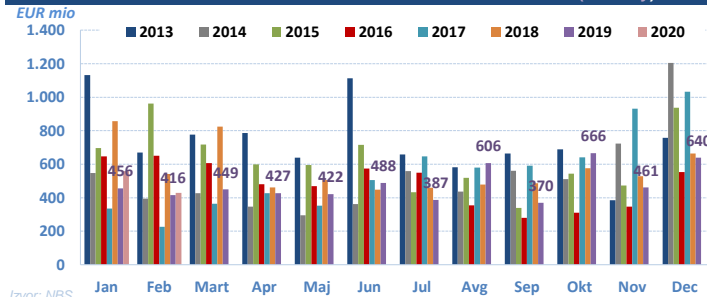


Izvor/Source: NBS

EUR / RSD (Srednji kurs / Official middle rate) ▶ Jan -

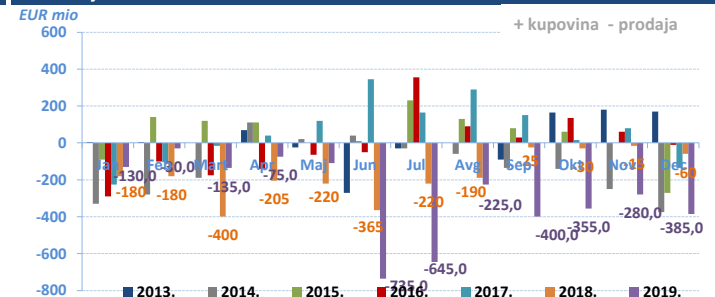


Promet na međubankarskom tržištu / Volumes on FX Interbank market (eur only)

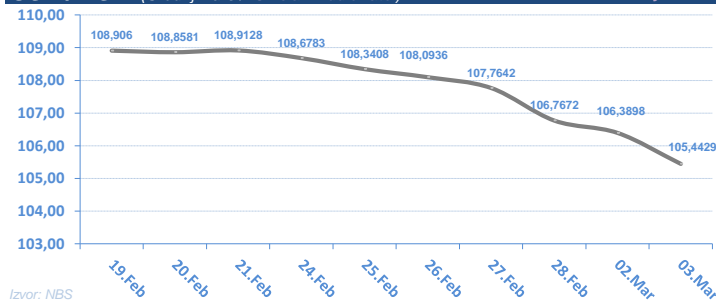


Izvor: NBS

Intervencije NBS na deviznom tržištu / NBS Interventions on FX interbank market

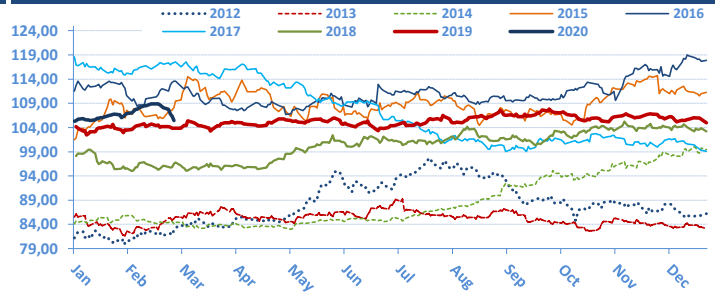


USD / RSD (Srednji kurs / Official middle rate) ▶ 10 dana / 10 days

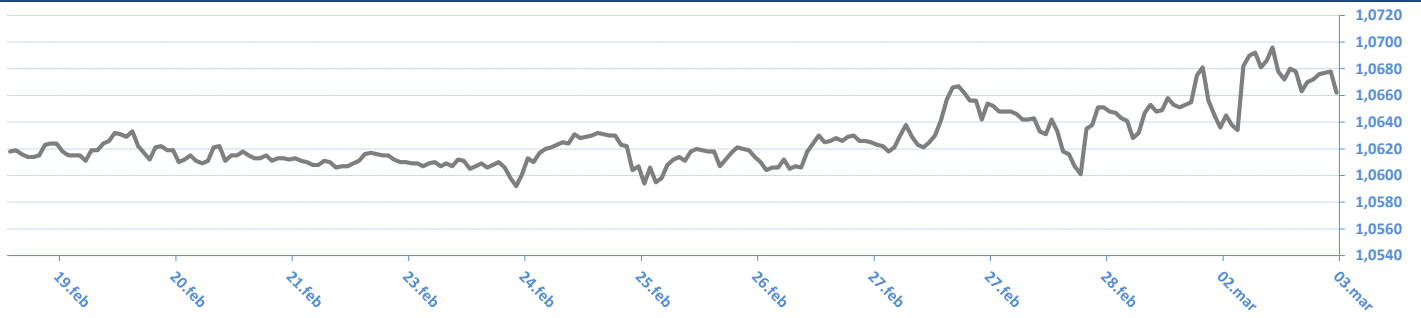
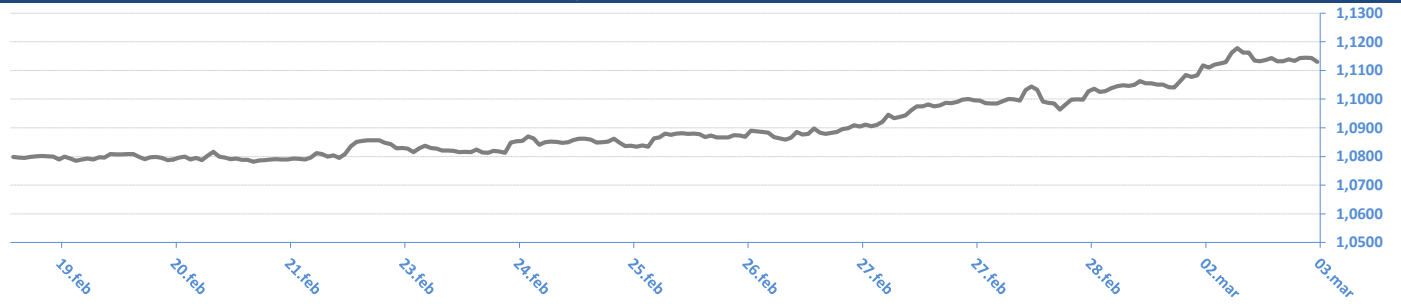


Izvor: NBS

▶ Jan -



Monthly change	EUR/RSD	%	USD/RSD	%	Yearly change	EUR/RSD	%	USD/RSD	%
02.03.20	117,5395	-0,05%	106,3898	1,03%	03.03.20	117,5477	-0,67%	105,4429	1,21%
03.01.20	117,5967	0,03%	105,3073	-1,30%	03.01.20	117,5967	-0,63%	105,3073	1,08%
02.12.19	117,5665	0,04%	106,6943	1,33%	03.01.19	118,3439	0,00%	104,1851	6,16%
01.11.19	117,5235	0,01%	105,2889	-2,38%	03.01.18	118,3431	-4,14%	98,1367	-17,25%
01.10.19	117,5135	-0,17%	107,8600	0,70%	04.01.17	123,4512	1,59%	118,6004	6,34%
02.09.19	117,7193	-0,02%	107,1149	0,55%	04.01.16	121,5145	0,30%	111,5324	9,90%
01.08.19	117,7449	-0,12%	106,5275	2,44%	05.01.15	121,1543	5,58%	101,4863	20,72%
01.07.19	117,8875	-0,04%	103,9939	-1,42%	03.01.14	114,7559	2,14%	84,0641	-1,67%
03.06.19	117,9288	-0,03%	105,4914	-0,08%	03.01.13	112,3495	6,20%	85,4889	5,32%
03.05.19	117,9626	-0,01%	105,5783	0,57%	04.01.12	105,7880	-0,21%	81,1693	2,16%
01.04.19	117,9759	-0,13%	104,9794	1,06%	04.01.11	106,0156	10,47%	79,4541	18,48%
01.03.19	118,1291	-0,25%	103,8772	0,32%	04.01.10	95,9679	7,17%	67,0635	4,25%
01.02.19	118,4266		103,5469		05.01.09	89,5436		64,3273	



Izvor / Source: Reuters

03.03.2020 08:36:31

EUR / XX

Valutni par / CCY pair	Kupovni/BID	Prodajni/ASK
EUR/USD	1,1128	1,1129
EUR/JPY	120,0500	120,0600
EUR/GBP	0,8694	0,8698
EUR/CHF	1,0663	1,0664
EUR/DKK	7,4728	7,4733
EUR/NOK	10,3736	10,3796
EUR/SEK	10,6190	10,6210
EUR/CAD	1,4870	1,4872
EUR/AUD	1,6998	1,7001
EUR/HUF	337,4900	337,7300
EUR/CZK	25,5520	25,5660
EUR/PLN	4,3199	4,3226
EUR/HRK	7,4810	7,4860
EUR/RUB	73,9301	73,9522
EUR/NZD	1,7771	1,7776

USD / XX

Valutni par / CCY pair	Kupovni/BID	Prodajni/ASK
USD/EUR	0,8986	0,8986
USD/JPY	107,8700	107,9000
USD/GBP	0,7813	0,7816
USD/CHF	0,9580	0,9584
USD/DKK	6,7143	6,7163
USD/NOK	9,3231	9,3254
USD/SEK	9,5406	9,5466
USD/CAD	1,3363	1,3364
USD/AUD	1,5274	1,5277
USD/HUF	303,4500	303,6400
USD/CZK	22,9640	22,9740
USD/SKK	21,5460	21,6000
USD/PLN	3,8843	3,8855
USD/HRK	6,7221	6,7276
USD/RUB	66,4400	66,4600
USD/NZD	1,5964	1,5974

* Međunarodno devizno međubankarsko tržište / International FX Interbank Market

Izvor / Source: Reuters

EURIBOR

SW	-0,520
1M	-0,488
3M	-0,434
6M	-0,400
1Y	-0,327

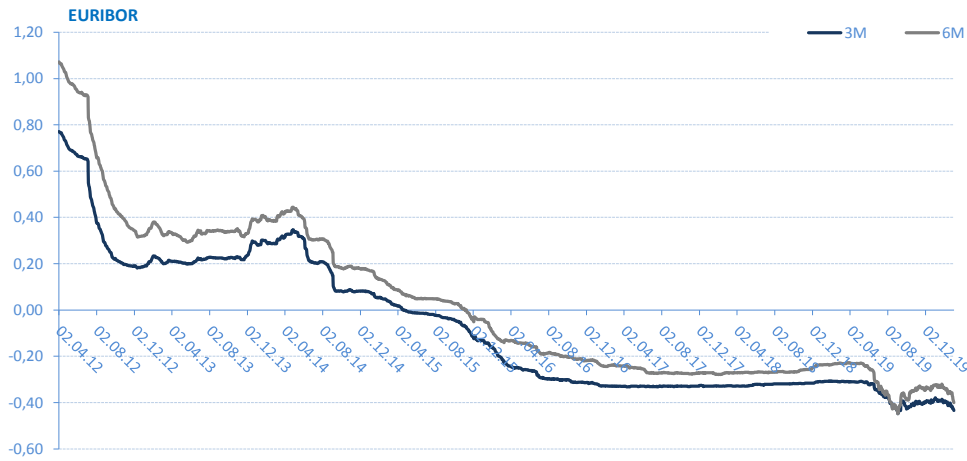
* Izvor: Reuters; Objavljeno prethodnog radnog dana

Kamatne stope Centralnih Banaka

Interest rates of Central banks

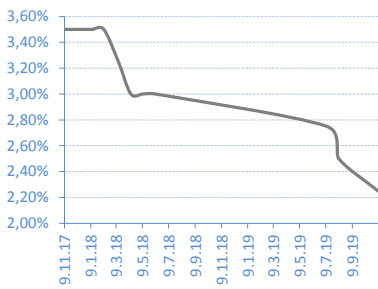
CB	Kamatna stopa / Interest rate
USD	1,75
EUR	0,00
GBP	0,75
CAD	1,75
AUD	0,75
JPY	0,10

* Izvor: Reuters; Objavljeno prethodnog radnog dana



REFERENTNA KAMATNA STOPA NBS / NBS Key Policy Rates

Date	Rate	Change (%)
07.11.19	2,25%	-10,00%
08.08.19	2,50%	-9,09%
11.07.19	2,75%	-8,33%
08.06.18	3,00%	0,00%
10.05.18	3,00%	0,00%
12.04.18	3,00%	-7,69%
14.03.18	3,25%	-7,14%
08.02.18	3,50%	0,00%
11.01.18	3,50%	0,00%
07.12.17	3,50%	



* Izvor/Source : NBS

BEONIA

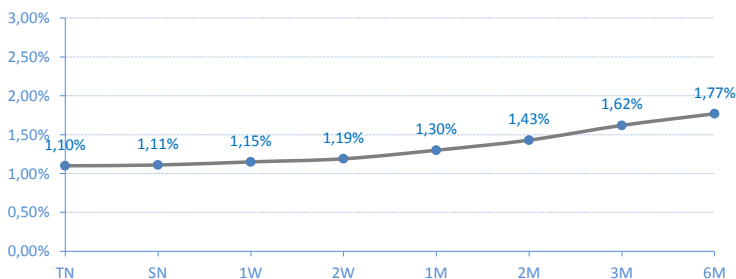
Date	Rate	Change (%)
02.03.20	1,04%	0,00%
28.02.20	1,04%	0,00%
27.02.20	1,04%	0,00%
26.02.20	1,04%	0,00%
25.02.20	1,04%	0,00%
24.02.20	1,04%	-0,95%
21.02.20	1,05%	0,96%
20.02.20	1,04%	0,97%
19.02.20	1,03%	0,98%
18.02.20	1,02%	



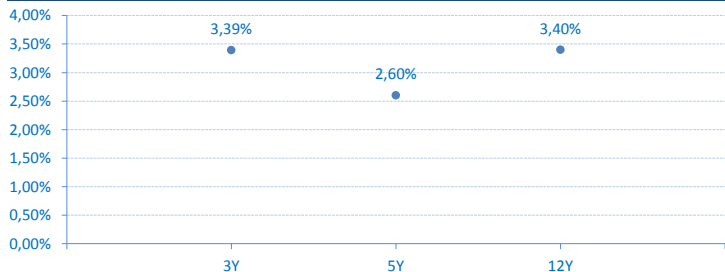
* Izvor/Source : Reuters; Objavljeno prethodnog radnog dana / Published on previous working day

Kamatne stope/Prinos na tržištu / Market Interest Rates

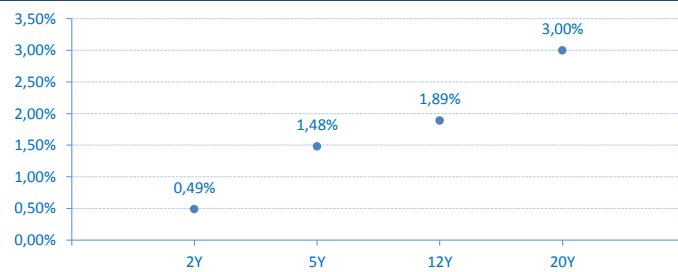
Belibor



Državne HOV Republike Srbije u Evrima - prinosi sa poslednje aukcije
Government bonds (EUR) of Republic of Serbia - yield on last primary auction



Državne HOV Republike Srbije u Dinarima - prinosi sa poslednje aukcije
Government bonds (RSD) of Republic of Serbia - yield on last primary auction



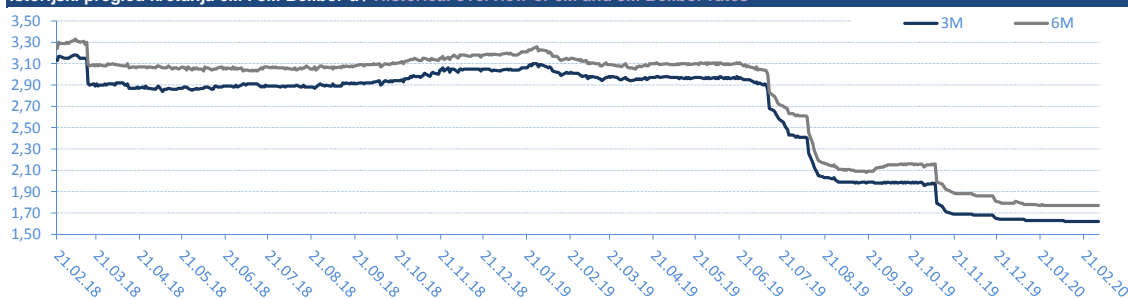
BELIBOR

Trenutne stope / Current rates

TN	1,10%
SN	1,11%
1W	1,15%
2W	1,19%
1M	1,30%
2M	1,43%
3M	1,62%
6M	1,77%

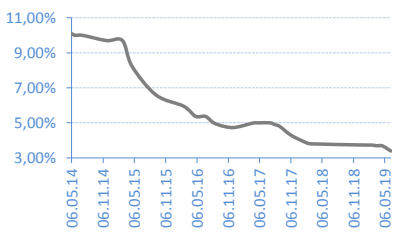
* Izvor/Source : Reuters; Objavljeno prethodnog radnog dana / Published on previous working day

Istorijski pregled kretanja 6M i 3M Belibor-a / Historical overview of 6M and 3M Belibor rates



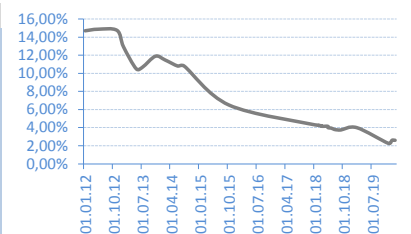
G-BONDS 3Y - RSD

Date	Rate	Realisation
11.06.19	3,39%	62,60%
23.04.19	3,68%	88,70%
19.03.19	3,69%	112,71%
20.02.19	3,73%	120,53%
15.01.19	3,73%	60,94%
28.02.18	3,80%	100,00%
30.01.18	3,88%	34,77%
06.11.17	4,29%	97,97%



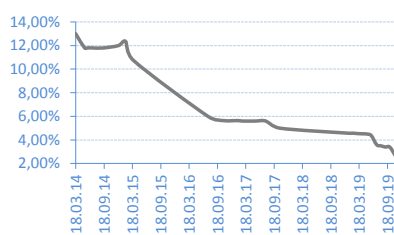
G-BONDS 5Y - RSD

Date	Rate	Realisation
04.02.20	2,60%	74,16%
28.01.20	2,60%	122,78%
10.12.19	2,25%	74,90%
05.02.19	4,00%	105,83%
11.09.18	3,74%	98,60%
14.08.18	3,75%	65,62%
17.07.18	3,80%	40,58%
05.06.18	3,95%	35,67%



G-BONDS 7Y - RSD

Date	Rate	Realisation
05.11.19	2,69%	100,00%
01.10.19	3,40%	247,35%
03.09.19	3,40%	51,86%
06.08.19	3,50%	47,86%
09.07.19	3,59%	153,64%
04.06.19	4,37%	267,04%
07.05.19	4,50%	134,27%
10.04.19	4,52%	75,42%

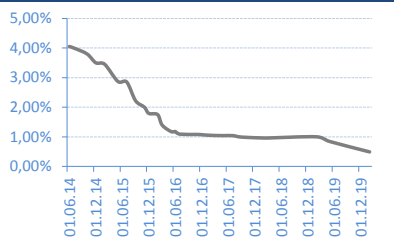


G-BONDS 12Y - RSD

Date	Rate	Realisation
18.02.20	3,40%	275,77%

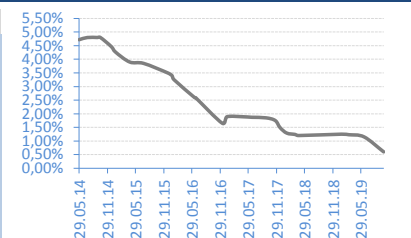
G-BONDS 2Y - EUR

Date	Rate	Realisation
12.02.20	0,49%	59,86%
27.05.19	0,84%	148,40%
19.02.19	1,00%	142,00%
22.03.18	0,96%	25,62%
01.02.18	0,96%	52,00%
14.09.17	0,99%	53,60%
12.07.17	1,04%	16,80%
23.05.17	1,04%	99,00%



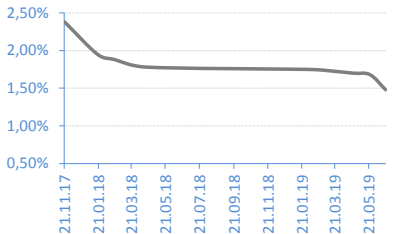
G-BONDS 3Y - EUR

Date	Rate	Realisation
23.10.19	0,60%	100,00%
18.06.19	1,15%	59,14%
12.03.19	1,23%	50,04%
23.01.19	1,25%	32,10%
20.04.18	1,20%	35,96%
28.03.18	1,24%	99,29%
02.02.18	1,29%	100,00%
21.12.17	1,49%	100,00%



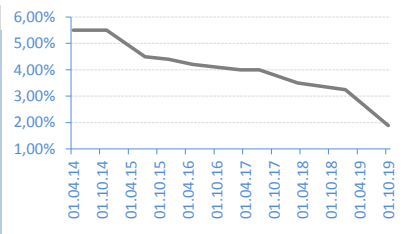
G-BONDS 5Y - EUR

Date	Rate	Realisation
20.06.19	1,48%	47,86%
23.05.19	1,68%	77,32%
22.04.19	1,70%	19,90%
27.02.19	1,74%	37,84%
29.01.19	1,75%	41,25%
16.04.18	1,78%	52,41%
19.02.18	1,88%	79,99%
19.01.18	1,95%	80,28%



G-BONDS 10Y - EUR

Date	Rate	Realisation
09.10.19	1,89%	100,00%
16.01.19	3,25%	139,40%
26.03.18	3,50%	86,85%
13.07.17	4,00%	42,95%
15.03.17	4,00%	65,60%
25.05.16	4,20%	96,00%
04.12.15	4,40%	100,00%
28.07.15	4,50%	76,77%



G-BONDS 12Y - EUR

Date	Rate	Realisation
26.02.20	1,89%	105,47%

G-BONDS 20Y - EUR

Date	Rate	Realisation
29.01.20	3,00%	150,00%

AKCIJE / Shares - REGULISANO TRŽIŠTE / REGULATED MARKET

Najtrgovanije HOV / Most Active

	Symbol	Closing price	% Change	Open	Max	Min	No of Trades	Volume	Volume RSD
NIS a.d. Novi Sad	NIIS	700	-2,10%	702	711	692	37	5.458	3.822.454
Galenika Fitofarmacija a.d. Zemun	FITO	2.800	0,00%	2.800	2.800	2.800	1	192	537.600
Aerodrom Nikola Tesla a.d. Beograd	AERO	1.054	0,48%	1.049	1.060	1.000	164	435	458.443
Impol Seval a.d. Sevojno	IMPL	3.600	0,00%	3.600	3.600	3.600	3	112	403.200
Alfa plam a.d. Vranje	ALFA	26.500	0,00%	26.500	26.500	26.500	1	6	159.000

Dobitnici / Gainers

	Symbol	Closing price	% Change	Open	Max	Min	No of Trades	Volume	Volume RSD
Valjaonica bakra Sevojno a.d. Sevojno	VBSE	3.000	11,11%	3.000	3.000	3.000	1	10	30.000
Aerodrom Nikola Tesla a.d. Beograd	AERO	1.054	0,48%	1.049	1.060	1.000	164	435	458.443

Gubitnici / Decliners

	Symbol	Closing price	% Change	Open	Max	Min	No of Trades	Volume	Volume RSD
NIS a.d. Novi Sad	NIIS	700	-2,10%	702	711	692	37	5.458	3.822.454
Messer Tehnogas a.d. Beograd	TGAS	14.600	-1,81%	14.600	14.600	14.600	1	6	87.600

AKCIJE / SHARES - MTP

Najtrgovanije HOV / Most Active

	Symbol	Closing price	% Change	Bid (Volume)	Ask (Volume)	No of Trades	Volume	Volume RSD
Min Div a.d. Svrlijig	SVRL	700	-0,85%	700	698	700	5	941
Geosonda - Fundiranje a.d. Beograd	GSFD	506	-15,67%	506	506	506	3	50
Gosa montaza a.d. Velika Plana	GMON	2.200	0,00%	2200	2200	2200	1	50

Dobitnici / Gainers

	Symbol	Closing price	% Change	Bid (Volume)	Ask (Volume)	No of Trades	Volume	Volume RSD
--	--------	---------------	----------	--------------	--------------	--------------	--------	------------

Gubitnici / Decliners

	Symbol	Closing price	% Change	Bid (Volume)	Ask (Volume)	No of Trades	Volume	Volume RSD
Geosonda - Fundiranje a.d. Beograd	GSFD	506	-15,67%	506	506	506	3	50
Min Div a.d. Svrlijig	SVRL	700	-0,85%	700	698	700	5	941

Kontakt / Contacts:

Srđan Tomašević

srđjan.tomasevic@erstebank.rs

Trgovanje / Trading

011/220 9116

Aleksandar Zarić

aleksandar.zaric@erstebank.rs

Prodaja / Sales

011/220 9198

Aleksandra Parčetić

aleksandra.parcetic@erstebank.rs

Brokersko poslovanje / Brokerage

011/220 9159

Vladimir Vulević

vladimir.vulevic@erstebank.rs

Podrška i Razvoj / Support and Development

011 / 201 50 50

Nenad Đurović

nenad.djurovic@erstebank.rs

Trgovanje / Trading

011/ 220 9115

Dušan Stević

dusan.stevic@erstebank.rs

Prodaja / Sales

011/220 9118

Goran Sladoje

goran.sladoje@erstebank.rs

Prodaja / Sales

011/ 220 9132

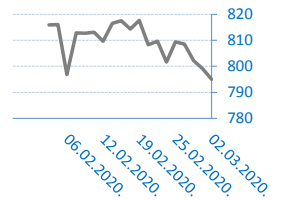
Izveštaj sačinio / Prepared by: Sektor sredstava / Treasury division

Informacije i cene iz ovog pregleda dobijene su iz izvora za koje verujemo da su pouzdani ali ne garantujemo njihovu tačnost i potpunost. Navedene informacije su važeće samo u trenutku njihovog sastavljanja a objavljuju se u ciju opšteg informisanja, pri čemu ne predstavljaju bilo kakav oblik investicionog saveta niti preporuke za investiranje niti na bilo koji način obavezuju Erste Bank ad Novi Sad u pogledu odgovornosti za štetu nastalu upotrebom informacija iz ovog pregleda.

The information and prices in this review are obtained from sources that we believe are reliable, but we do not guarantee their accuracy and completeness. The mentioned information is valid only at the time of their compilation and are published in the general information, whereby they do not represent any form of investment advice or recommendations for investing or in any way obligate Erste Bank ad Novi Sad in respect of liability for damages arising from the use of information referred to in of this review.

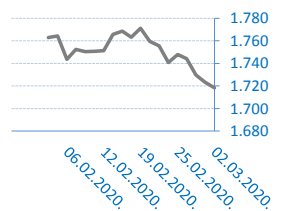
BELEX15

Vrednost / Value	795,01
Promena / Change	-4,07
%	-0,51%



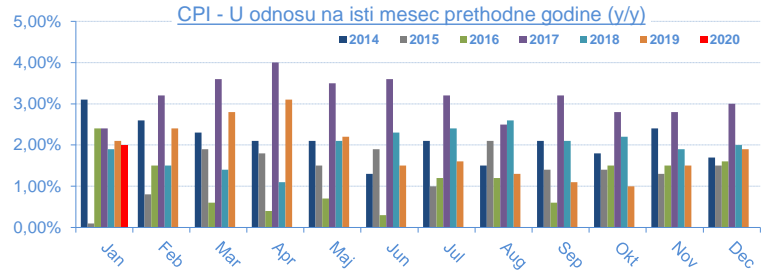
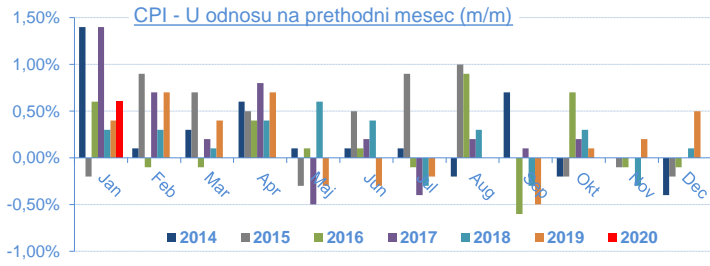
BELEXline

Vrednost / Value	1.718,27
Promena / Change	-5,01
%	-0,29%



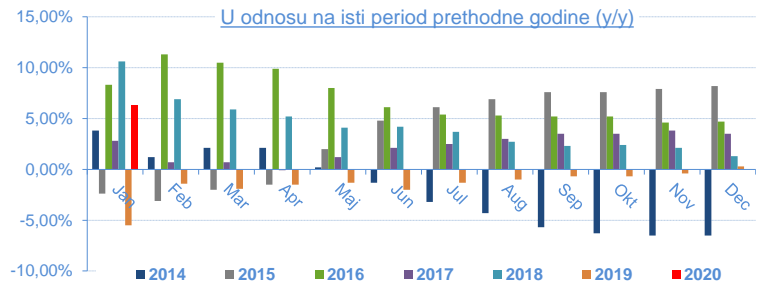
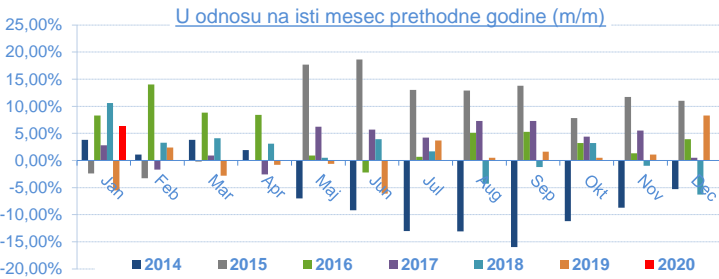
Indeks potrošačkih cena (Consumer Price Index - CPI) / 2020

	Jan	Feb	Mar	Apr	Maj	Jun	Jul	Aug	Sep	Okt	Nov	Dec
U odnosu na prethodni mesec (m/m)	0,60%											
U odnosu na isti mesec 2019. (y/y)	2,00%											
U odnosu na decembar 2019.	0,60%											
Datum objavljivanja / Published date	21.02.20											



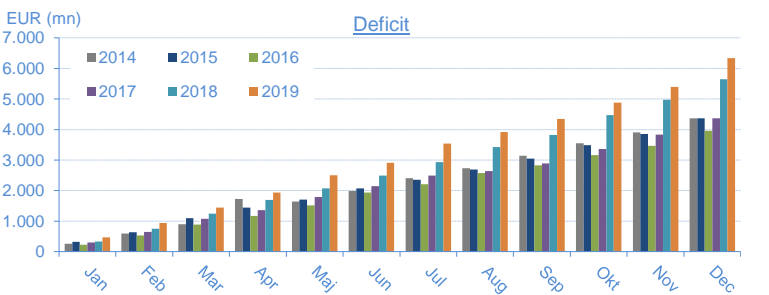
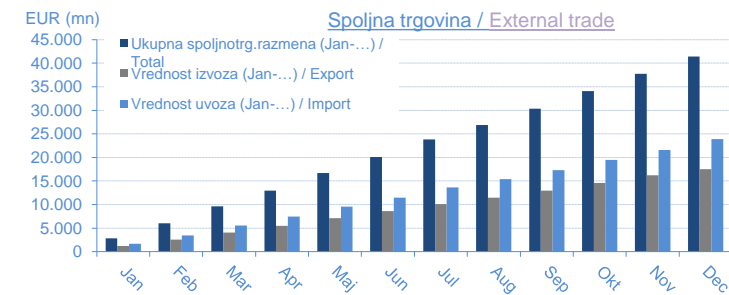
INDUSTRIJSKA PROIZVODNJA / Industrial production / 2020

	Jan	Feb	Mar	Apr	Maj	Jun	Jul	Aug	Sep	Okt	Nov	Dec
U odnosu na isti mesec 2019 (m/m)	6,30%											
U odnosu na isti period 2019 (jan-...) (y/y)	6,30%											
U odnosu na prosek 2018	-6,50%											
Datum objavljivanja / Published date	28.02.20											



SPOLJNOTRGOVINSKA ROBNA RAZMENA / External Trade / 2019

Mesec/Month	Jan	Feb	Mar	Apr	Maj	Jun	Jul	Aug	Sep	Okt	Nov	Dec
Ukupna spoljnotrg.razmena (Jan-...) / Total	2.840,40	6.015,80	9.626,40	12.958,60	16.675,50	20.077,90	23.801,00	26.891,80	30.323,80	34.095,90	37.765,80	41.408,50
Promena / Yearly change	7,80%	9,80%	8,10%	8,30%	9,70%	8,00%	9,00%	7,90%	7,90%	7,50%	7,60%	8,40%
Vrednost izvoza (Jan-...) / Export	1.186,90	2.539,90	4.092,80	5.510,50	7.087,40	8.584,20	10.131,20	11.488,50	12.986,20	14.607,70	16.183,60	17.533,40
Promena / Yearly change	3,00%	7,10%	6,90%	7,30%	8,30%	6,70%	7,20%	6,90%	7,00%	7,30%	7,40%	7,70%
Vrednost uvoza (Jan-...) / Import	1.653,50	3.475,90	5.533,60	7.448,10	9.588,10	11.493,70	13.669,80	15.403,30	17.337,60	19.488,20	21.582,20	23.875,10
Promena / Yearly change	11,50%	11,70%	9,00%	9,00%	10,80%	9,10%	10,40%	8,70%	8,70%	7,80%	7,70%	8,90%
Deficit (jan-...)	466,70	936,00	1.440,80	1.937,70	2.500,70	2.909,50	3.538,60	3.914,80	4.351,40	4.880,50	5.398,60	6.341,60
Promena / Yearly change	40,90%	26,50%	14,20%	14,20%	18,80%	17,00%	20,60%	14,50%	14,10%	9,20%	8,60%	12,50%
Pokrivенost uvoza izvozom (Export/Import ratio)	71,80%	73,10%	74,00%	74,00%	73,90%	74,70%	74,10%	74,60%	74,9%	74,9%	75,0%	73,4%
Datum objavljivanja / Published date	12.03.19	29.03.19	30.04.19	31.05.19	28.06.19	31.07.19	30.08.19	30.09.19	31.10.19	29.11.19	29.12.19	31.01.20



BUDŽETSKI BALANS / Budget balance

Budžetski balans u 2018.	32.183,97
January 2019	23.620,61
February 2019	-1.429,81
March 2019	-6.363,12
April 2019	-10.322,94
May 2019	2.776,26
June 2019	13.189,82
July 2019	27.059,77
August 2019	-1.883,59
September 2019	3.248,29
October 2019	14.877,82
November 2019	-2.546,62
December 2019	-49.474,40
Budžetski balans u 2019. / Total 2019	12.752,10
Planirani deficit u 2019. / Planned	-3.344,12
Ostvarenje plana / Realisation	
Datum ažuriranja / Published date	06.02.20

